



# Aufbauanleitung für LKW No. 851/4

Serie „mittelschwer“


1




2



3




4




5



6




7



Bodenplatte leicht vorziehen, Seitenteile leicht  
Auseinanderbiegen, Frontplatte J einsetzen

8



9



10

